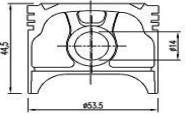


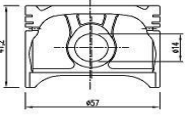



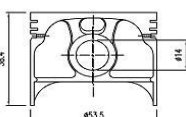

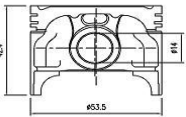


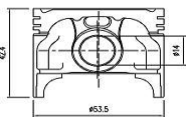


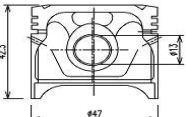


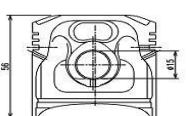




MODEL PISTON DAN APLIKASI KENDARAAN RODA 2

NO	TYPE	DWG PISTON	FOTO PISTON	KENDARAAN			
1	GN5						
2	KFV						
3	KPH						
4	KVB						
5	KWB						
6	KVY						
7	KEH						
8	KA110						
9	KBB						
10	3S0						
11	5D9						

12	<b>XB511</b>			 <p><b>SZK SMASH</b></p>	 <p><b>SZK SHOGUN 110</b></p>
13	<b>12F5</b>			 <p><b>SZK THUNDER</b></p>	
14	<b>KG2</b>			 <p><b>HND CL PRO CDI-SERIES</b></p>	
15	<b>B20G</b>			 <p><b>SZK SHOGUN 125</b></p>	
16	<b>B46G</b>			 <p><b>SZK SPIN</b></p>	
17	<b>B28G</b>			 <p><b>SZK SHOGUN 125 NEW</b></p>	
18	<b>GTO</b>			 <p><b>HND ASTREA STAR</b></p>	
19	<b>440</b>			 <p><b>HND CL MAX CDI-SERIES</b></p>	